



**rizoma**


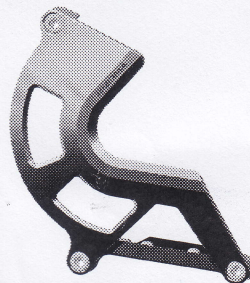
PART NUMBER:

**ZAP001**

NAME:

**Carter pignone**  
*Sprocket cover*

MOUNTING INSTRUCTION - ISTRUZIONI DI MONTAGGIO  
MONTAGEANLEITUNG - INSTRUCTIONS DE MONTAGE  
INSTRUCCIONES DE MONTAJE

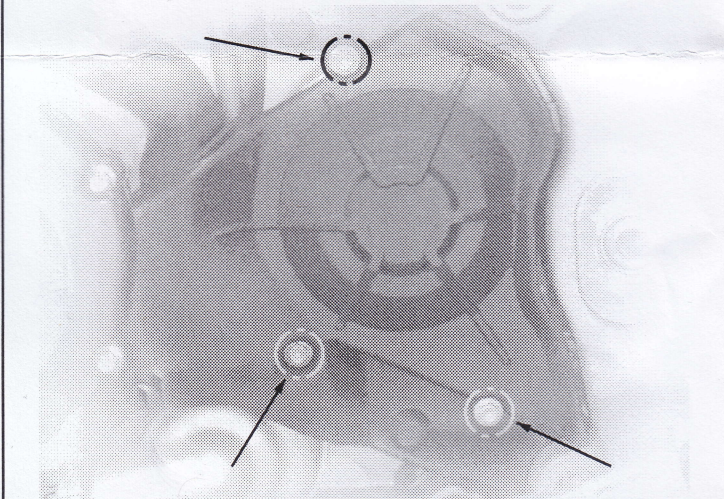


LATO SINISTRO/LEFT SIDE




**ATTENZIONE** : IL MONTAGGIO DEL PRODOTTO DEVE ESSERE ESEGUITO DA PERSONALE SPECIALIZZATO  
**WARNING** : INSTALLATION SHOULD BE PERFORMED BY A QUALIFIED TECHNICIAN

① RIMUOVERE LE VITI OEM INDICATE  
*REMOVE INDICATED OEM SCREWS*



② MONTAGGIO CARTER PIGNONE  
*ASSEMBLY SPROCKET COVER*



O.E.M.: Original Equipment Manufacturer

Copyright by Rizoma srl, ITALY